Parts list Spirit

Document ID: Sup-PLR-001-Eng Date of issue: April 13, 2015 Revision date: December 5, 2022

Contents

Ordering information ... **3**
Parts order example ... **4**
Steam boiler ... **5**
LHS of steam boiler: overheat protection, anti-vacuum valve and temperature sensor ... 6
Inlet to manifold to flow meter, mix-block and boiler ... **7**
Duette ... 8
Duette pump per group ... 9
Triplette ... 10
Triplette pump per group ... 11
Flow meter ... 12
Discharge ... **13**
Duette ... 14
Triplette ... 15
Pressure safety valve ... 16
Coffee boiler ... **17**
Coffee boiler fill: Duette ... 18
Coffee boiler fill: Triplette ... 19
Components INSIDE machine body; Duette and Triplette ... 20
Components OUTSIDE machine body; Duette and Triplette ... 21
Group valve mounting plate evolution ... 22
Flow restriction: flat-jets and in-line jets ... **23**
Machine control; Duette and Triplette ... **24**
Pt100 temperature sensors ... 25
Evolution of handle versions in Spirit ... 26
Steam handle, mechanical version (# 000-137) ... 27
Steam handle, electrical version ... 28
Bastone group handle, version 1 ... 29
Bastone group handle, version 2 ... 30
Bastone group handle, version 3 ... 31
Hot water handle, versions 1 and 2 ... 32
Electrical components 1; Duette and Triplette ... 33
Electrical components 2; Duette and Triplette ... 34
Steam ... **35**
Steam solenoid valve ... 36
Zappo steam wand (cool touch) ... 37
Hot water ... **38**
Pressure gauges ... **39**
Heating elements with fixtures ... **40**
Mix-block ... **41**
Manifolds ... **42**
Duette ... 42
Triplette ... 43
Duette pump per group ... 44
Triplette pump per group ... 45
Bodywork ... **46**
Upper cup tray and glass-look trim ... 46
Glass-look mounting material ... 47
Lower cup tray and shot timer housing ... 48
Rear light box ... 48
Drip tray, grill, milk-can support and mounting materials ... 49
Exterior panels ... 49
Machine feet ... 49
Pump, portafilter, Idro-matic ... **50**

nip	part in list is not shown in picture above.
~~Parts number~~	no longer available (and mostly did not get a new parts number).
KNNNNN-VV	NNNNN denotes the part, the -VV is used for version updates, -00 identifying the version that was originally used. The same number with extension -01 would be 1-on-1 replacement of the original part. A table on the last pages shows the correlation between new and old parts-numbers.

Ordering information

Please note that this parts-list makes use of new parts numbers for most parts. The identification of the nuts, bolts, washers, etc. has remained unchanged.

Although the old numbers may still work for most parts, we cannot guarantee that we send the correct parts when you do not use the new numbers.

When ordering spare parts directly from Kees van der Westen we ask you to send your parts list to spareparts@keesvanderwesten.com as comprehensive as possible to minimise the chance of mistakes in the delivered parts. Include the machine model, type and machine number if the parts order concerns a specific machine, also include the parts-list version you consulted.
The list should state amount, parts number and short description, see the example on the next page.

You can download the different parts lists:

Spirit:	http://www.keesvanderwesten.com/assets/spirit-parts-list.pdf
Mirage:	http://www.keesvanderwesten.com/assets/mirage-parts-list.pdf
Speedster:	https://www.keesvanderwesten.com/assets/speedster-parts-list.pdf
	https://www.keesvanderwesten.com/assets/speedster-2020-parts-list.pdf
Slim Jim:	https://www.keesvanderwesten.com/assets/slimjim-parts-list.pdf

If the parts list is not conclusive, seek contact with support@keesvanderwesten.com before ordering.

One recipient please

When ordering parts or putting forward a question about parts, please address only one recipient on our side. When more employees receive the same email/request it is possible that all or none of the recipients feel responsible to take action.

Receive parts

In order to receive your spare parts order we need your full details, see example on next page:

- Billing address
- Delivery address
- Contact person
- Telephone number(s)
- E-mail address

As we do not know the final UPS shipping costs upon sending your order, we will bill you after these costs are known to us.
So normally you will receive the goods first and the invoice afterwards.

Payment

As for the payment of your order. Payment can be settled with PayPal or a bank wire transfer. We do not accept direct credit card transactions.
If you have a PayPal account set up it should be settled rather quickly. We could send you a payment request which takes care of it almost instantly.
A bank wire transfer is also possible, but we do not know if your bank charges additional costs and/or fees.
Please let us know which option you prefer. If you would like to pay with PayPal, we kindly ask you to inform us which email address we may send our request.

Parts order example

Send your list to: spareparts@keesvanderwesten.com

Machine model	Spirit	parts order
Machine type	Triplette Bastone	
Machine number	31230215	
Parts list	July 13, 2021	

amount	part number	short description
2	K00758-00	brass anti-vacuum valve; 1/4M - hose pillar 6mm
1	K00811-00	SSR NO; 3-32Vdc control voltage (Comus)
2	K00782-00	ball valve 1/4F-1/4F; nickel plated brass, butterfly handle
…	…	

Customer number	……. (if known)
Contact person	Coffee Lover
Billing address	Espressostreet 30 1234 Arabica COLUMBIA
Delivery address	Ristrettolane 15-ML 1234 Arabica COLUMBIA
Telephone	+12 345 678 9012
e-mail	c.lover@gmail.com

Remark: When ordering numerous parts for older machines it is wise to explain here what you like to establish. It helps us to identify possible mistakes in the parts-order such that we will seek contact to clarify the order before picking and shipping.

Steam boiler

Duette overview



Triplette overview



LHS of steam boiler: overheat protection, anti-vacuum valve and temperature sensor
Duette and Triplette



	Part number	Short description	remark
a	K00659-00	3-phase overheat protection switch; manual reset, 155°C	
b	K00668-00	temperature probe clamping strip; s.st., 138x4x0.3mm	use instead of heat conducting paste
c	K01069-00	6mm copper tube; steam boiler ↔ anti-vacuum valve (Spirit)	
d	K00758-00	anti-vacuum valve 1/4M - hose pillar; brass	
e	K01077-00	hose 4x8mm; black silicone, 28cm long	
f	~~VMR-E1005-KR~~	temperature sensor cable; with fastons, no longer available	see page 25
	C-HK-G	heat resistant cap, 9.5x25.4mm (for unused faston connectors)	
g	~~MR-E1005-KH~~	temperature sensor cable; 575mm, angular moulded plug	
h	~~MSR-E1005-LV~~	temperature sensor Pt100 1/8M; 2-wire, 27mm (Tasseron)	
i	K01050-00	6mm copper tube; steam boiler ↔ mix-block (Spirit)	
j	K00784-00	ring 3/8”; copper	seals bottom of heat exchanger
	K01073-00	plug 3/8”, M; nickel plated brass	

Inlet to manifold to flow meter, mix-block and boiler

Duette overview

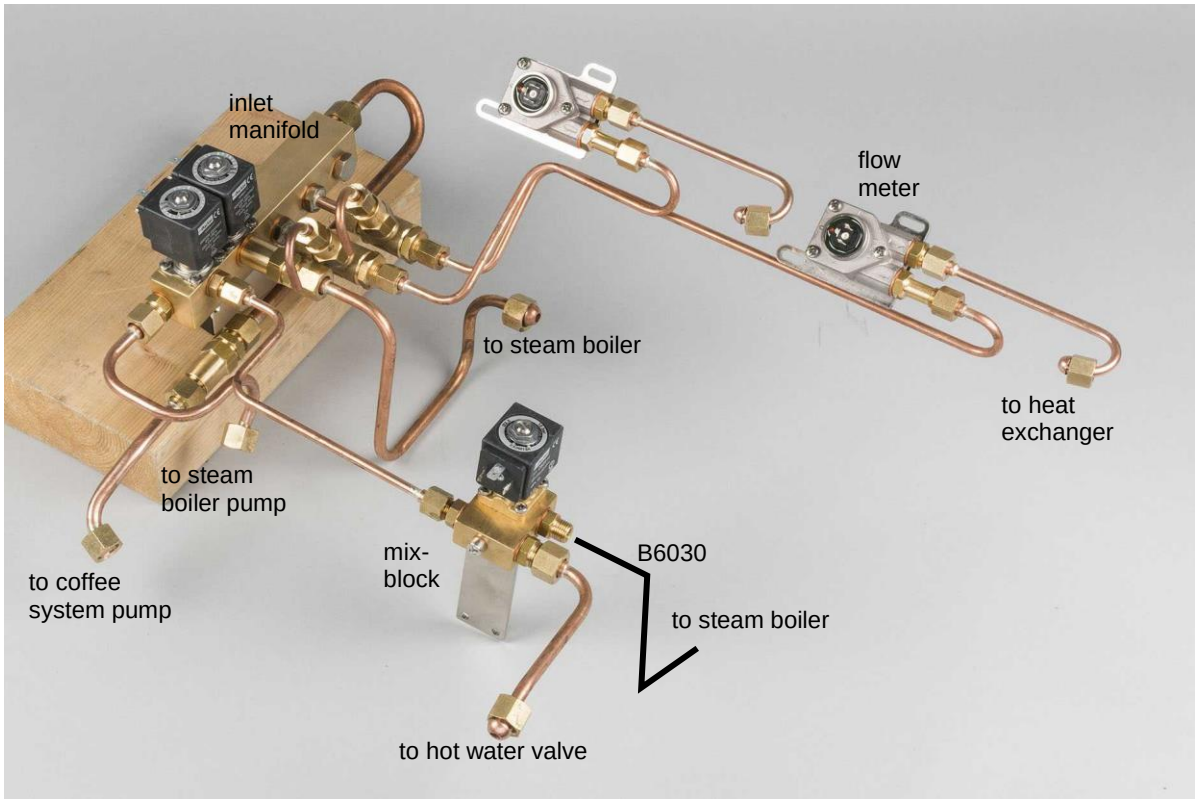

Triplette overview



Duette



	Part number	Short description	remark
a	K01246-05	inlet mounting plate with nuts; s.st., marked “C”	
	K01245-03	inlet mounting plate; s.st.	
	K00719-00	fitting 3/8M - 3/8M; brass	
b	K01046-00	10mm copper tube; inlet fitting ↔ one-way valve (Spirit)	
c	K00628-00	one-way valve 3/8M-3/8M; brass	
d	K01047-00	10mm copper tube; one-way valve ↔ manifold (Spirit)	
e	K01249-05	inlet mounting plate with nuts; s.st., marked “S”	
	K01245-03	inlet mounting plate; s.st.	
	K00719-00	fitting 3/8M - 3/8M; brass	
f	K01045-01	8mm copper tube; inlet fitting ↔ manifold (Spirit 2-pump)	
g	~~VR-B6004-DC~~	manifold assembly Spirit Du; 2-pump machine	see page 42
h	K01079-00	combi valve (one-way/expansion); brass	
i	K01033-00	6mm copper tube; combi valve ↔ discharge hose	
	K00297-00	swivel nut 1/4"; brass	
j	K01077-00	hose 4x8mm; black silicone, 28cm long	
k	K01054-00	6mm copper tube; combi valve ↔ flow meter (Spirit Du&Tr-left)	
m	K01053-00	6mm copper tube; combi valve ↔ flow meter (Spirit Du-right)	
n, o		flow meter with fittings and mounting plate, tubing	see page 12
p	~~XVR-B6035~~	8mm copper tube; manifold ↔ steam boiler (Spirit)	K01052-02
nip	K01052-02	10mm copper tube; manifold ↔ steam boiler (Spirit)	
q	K01048-00	6mm copper tube; manifold ↔ mix-block (Spirit Du)	
r	~~K01027-00~~	assembly: mix-block Spirit, with bracket	see page 41
s	K01051-00	8mm copper tube; mix-block ↔ front panel fitting (Spirit)	
nip	K01050-00	6mm copper tube; steam boiler ↔ mix-block (Spirit)	see page 6

Duette pump per group



	Part number	Short description	remark
a	K01247-05	inlet mounting plate with nuts; s.st., marked “L”	
	K01245-03	inlet mounting plate; s.st.	
	K00719-00	fitting 3/8M - 3/8M; brass	
b	K01248-05	inlet mounting plate with nuts; s.st., marked “R”	
	K01245-03	inlet mounting plate; s.st.	
	K00719-00	fitting 3/8M - 3/8M; brass	
c	K01042-00	6mm copper tube; inlet fitting ↔ manifold (Spirit Du&Tr, left)	
d	K01043-00	6mm copper tube; inlet fitting ↔ manifold (Spirit Du-right, Tr-centre)	
g	~~VR-B6114-DC~~	manifold assembly Spirit Du; pump per group	see page 44
nip	K01050-00	6mm copper tube; steam boiler ↔ mix-block (Spirit)	see page 6

all other items as previous page

Triplette



	Part number	Short description	remark
a	K01246-05	inlet mounting plate with nuts; s.st., marked “C”	
	K01245-03	inlet mounting plate; s.st.	
	K00719-00	fitting 3/8M - 3/8M; brass	
b	K01046-00	10mm copper tube; inlet fitting ↔ one-way valve (Spirit)	
c	K00628-00	one-way valve 3/8M-3/8M; brass	
d	K01047-00	10mm copper tube; one-way valve ↔ manifold (Spirit)	
e	K01249-05	inlet mounting plate with nuts; s.st., marked “S”	
	K01245-03	inlet mounting plate; s.st.	
	K00719-00	fitting 3/8M - 3/8M; brass	
f	K01045-01	8mm copper tube; inlet fitting ↔ manifold (Spirit 2-pump)	
g	~~XVR-B6004-TC~~	manifold assembly Spirit Tr; 2-pump machine	see page 42
h	K01079-00	combi valve (one-way/expansion); brass	for Spirit
i	K01033-00	6mm copper tube; combi valve ↔ discharge hose	
	K00297-00	swivel nut 1/4"; brass	for B6023
j	K01077-00	hose 4x8mm; black silicone, 28cm long	
k	K01054-00	6mm copper tube; combi valve ↔ flow meter (Spirit Du&Tr-left)	
l	K01055-00	6mm copper tube; combi valve ↔ flow meter (Spirit Tr-centre)	
m	K01056-00	6mm copper tube; combi valve ↔ flow meter (Spirit Tr-right)	
n, o	see page 12	flow meter with fittings and mounting plate, tubing	see page 12
p	~~XVR-B6035~~	8mm copper tube; manifold ↔ steam boiler (Spirit)	K01052-02
nip	K01052-02	10mm copper tube; manifold ↔ steam boiler (Spirit)	
q	K01049-00	6mm copper tube; manifold ↔ mix-block (Spirit Tr)	
r	~~K01027-00~~	assembly: mix-block Spirit, with bracket	see page 41
s	K01051-00	8mm copper tube; mix-block ↔ front panel fitting (Spirit)	
nip	K01050-00	6mm copper tube; steam boiler ↔ mix-block (Spirit)	see page 6

Triplette pump per group



	Part number	Short description	remark
a	K01247-05	inlet mounting plate with nuts; s.st., marked “L”	
	K01245-03	inlet mounting plate; s.st.	
	K00719-00	fitting 3/8M - 3/8M; brass	
b	K01246-05	inlet mounting plate with nuts; s.st., marked “C”	
	K01245-03	inlet mounting plate; s.st.	
	K00719-00	fitting 3/8M - 3/8M; brass	
c	K01248-05	inlet mounting plate with nuts; s.st., marked “R”	
	K01245-03	inlet mounting plate; s.st.	
	K00719-00	fitting 3/8M - 3/8M; brass	
d	K01042-00	6mm copper tube; inlet fitting ↔ manifold (Spirit Du&Tr, left)	
e	K01043-00	6mm copper tube; inlet fitting ↔ manifold (Spirit Du-right, Tr-centre)	
f	K01044-00	6mm copper tube; inlet fitting ↔ manifold (Spirit Tr-right)	
g	~~VR-B6114-TC~~	manifold assembly Spirit Tr; pump per group	see page 45

all other items as previous page

Inlet to manifold to flow meter, mix-block and boiler

Flow meter



Individual parts flow meter:

	Part number	Short description	remark
A	~~K01132-00~~	flow meter assembly, 1.15mm; slanted mount	without K01031-01
a	~~K01302-01~~	flow meter bracket Spirit; s.st., slanted mount	
b	K03140-00	flow meter, orifice 1.15mm, 0.25 ml/pulse; TEA plated brass	20-1400 ml/min
c	K00785-00	ring 1/4"; copper	2 needed
d	K00865-00	fitting 1/4M-1/4M; brass	
e	K01072-00	extended fitting 1/4M-1/4M; brass	
nip	C-SK-M4x12	Philips screw din7985 M4x12; s.st.	3 needed
f	K01031-01	6mm copper tube; flow meter ↔ heat exchanger	after August 2013

B	~~K01133-02~~	flow meter assembly 0.7mm; horizontal mount	without K01032-02
	K01133-03	flow meter assembly, 1.15mm, 0.25 ml/pulse, horizontal mount	
g	K01302-04	flow meter bracket Spirit; s.st., horizontal mounting	
h	K03140-00	flow meter, orifice 1.15mm, 0.25 ml/pulse; TEA, low Pb brass	20-1400 ml/min
nip	C-SK-M4x12	Philips screw din7985 M4x12; s.st.	2 needed
i	K01032-02	6mm copper tube; flow meter ↔ heat exchanger	after October 2016

Flow-meter evolution:

old	~~MR-E031~~	flow meter, orifice 1.15mm, 0.5 ml/pulse; TEA plated brass	35-1600 ml/min
	~~MR-E031-11v2~~	flow meter, orifice 1.15mm, 0.5 ml/pulse; TEA, low Pb brass	
⇩	~~R-E031-07~~	flow meter, orifice 0.7mm, 0.3 ml/pulse; TEA plated brass	25-700 ml/min
	~~R-E031-07v2~~	flow meter, orifice 0.7mm, 0.3 ml/pulse; TEA, low Pb brass	
new	K03140-00	flow meter, orifice 1.15mm, 0.25 ml/pulse; TEA, low Pb brass	20-1400 ml/min

Discharge

Duette overview



Triplette overview



Duette

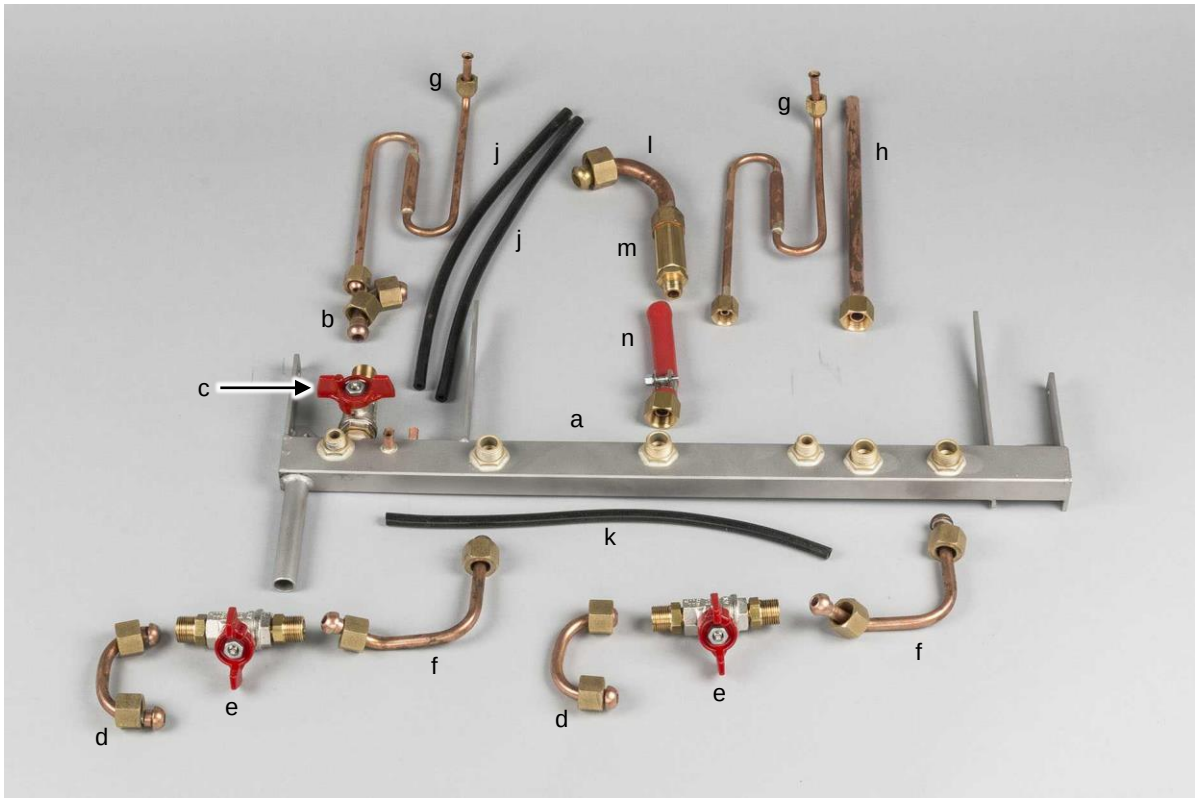

	Part number	Short description	remark
a	K01038-01	main discharge pipe with drain valve Spirit Du; s.st.	incl. item c
nip	K01038-02	main discharge pipe with drain valve Spirit Du; s.st. (frame19+)	incl. steam drain
b	K01065-00	10mm copper tube; steam boiler ↔ drain valve (Spirit)	
c	K00782-00	ball valve 1/4F-1/4F; nickel plated brass, butterfly handle	
	K00866-00	fitting 1/4M-3/8M; brass	
d	K01061-00	8mm copper tube; coffee boiler ↔ drain valve (Spirit)	
e	K00782-00	ball valve 1/4F-1/4F; nickel plated brass, butterfly handle	valve with 2 fittings: K01415-00
	K00866-00	fitting 1/4M-3/8M; brass	
f	K01062-00	8mm copper tube; drain valve coffee boiler ↔ discharge pipe	
g	K01063-00	6mm copper tube; group valve ↔ discharge pipe (Spirit)	
h	K01064-00	10mm copper tube; discharge aerator (Spirit)	
j	K01077-00	hose 4x8mm; black silicone, 28cm long	
k	K01077-00	hose 4x8mm; black silicone, 28cm long	
l	K00633-00	12mm copper tube; steam boiler ↔ pressure safety valve	is replaced with: K00634-00 see page 16
	K00784-00	ring 3/8”; copper	
m	K00629-00	pressure safety valve 3/8M-hose pillar; brass	
n	K01075-00	reinforced hose 8x14.5mm; red silicone; 8.5cm long	
	K01070-00	10mm copper tube; safety valve hose ↔ discharge pipe	
	K00299-00	swivel nut 3/8”; brass	
	C-HK-12-22	hose clamp 12-22mm; s.st.	

Triplette

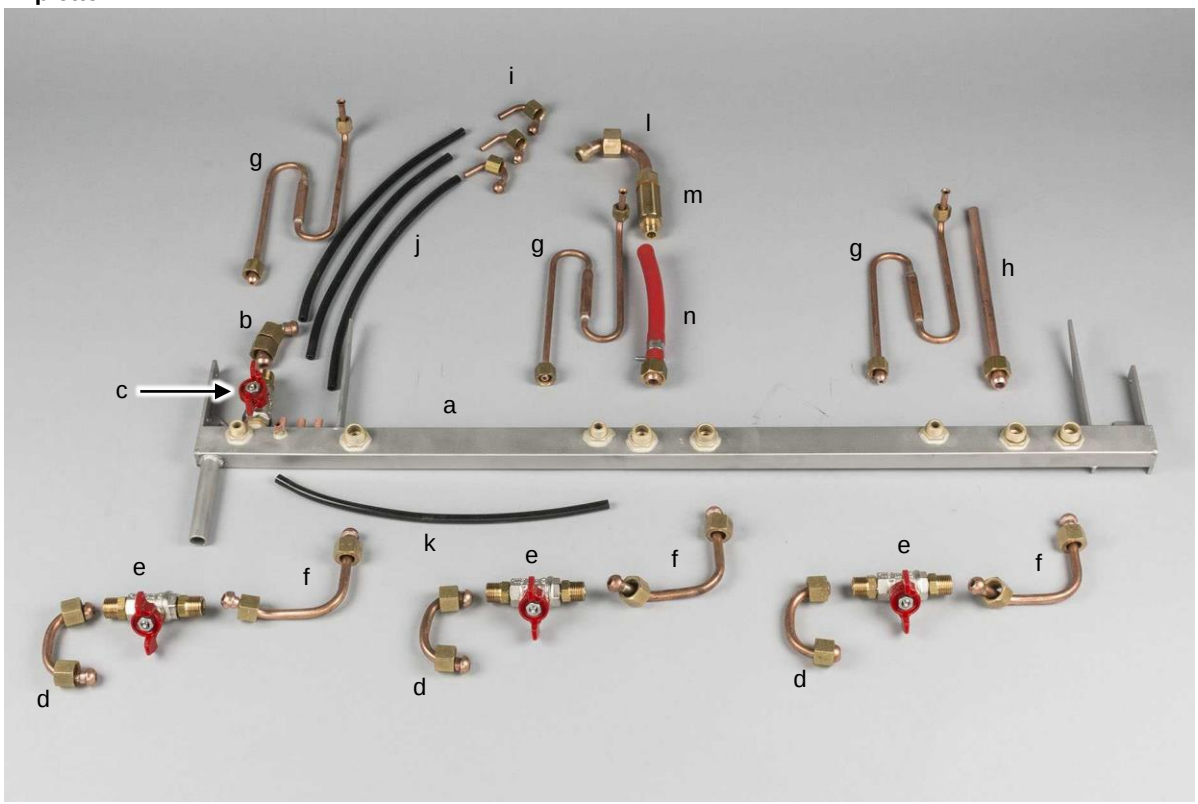

	Part number	Short description	remark
a	~~ZR-B6025-T~~	main discharge pipe with drain valve Spirit Tr; s.st.	incl. item c
nip	K01040-02	main discharge pipe with drain valve Spirit Tr; s.st. (frame19+)	incl. steam drain
b	K01065-00	10mm copper tube; steam boiler ↔ drain valve (Spirit)	
c	K00782-00	ball valve 1/4F-1/4F; nickel plated brass, butterfly handle	
	K00866-00	fitting 1/4M-3/8M; brass	
d	K01061-00	8mm copper tube; coffee boiler ↔ drain valve (Spirit)	
e	K00782-00	ball valve 1/4F-1/4F; nickel plated brass, butterfly handle	valve with 2 fittings: K01415-00
	K00866-00	fitting 1/4M-3/8M; brass	
f	K01062-00	8mm copper tube; drain valve coffee boiler ↔ discharge pipe	
g	K01063-00	6mm copper tube; group valve ↔ discharge pipe (Spirit)	
h	K01064-00	10mm copper tube; discharge aerator (Spirit)	
i	K01033-00	6mm copper tube; combi valve ↔ discharge hose	
	K00297-00	swivel nut 1/4"; brass	
j	K01077-00	hose 4x8mm; black silicone, 28cm long	
k	K01077-00	hose 4x8mm; black silicone, 28cm long	
l	K00633-00	12mm copper tube; steam boiler ↔ pressure safety valve	is replaced with: K00634-00 see page 16
	K00784-00	ring 3/8”; copper	
m	K00629-00	pressure safety valve 3/8M-hose pillar; brass	
n	K01075-00	reinforced hose 8x14.5mm; red silicone; 8.5cm long	
	K01070-00	10mm copper tube; safety valve hose ↔ discharge pipe	
	K00299-00	swivel nut 3/8”; brass	
	C-HK-12-22	hose clamp 12-22mm; s.st.	

Pressure safety valve



	Part number	Short description	remark
	K03345-00	assembly: pressure safety valve 3/8M-hose pillar; brass; with drain hose	for Duette and Triplette
a	K03311-00	12mm line, steam boiler -> pressure safety valve; copper	
b	K00784-00	ring 3/8”; copper	
c	K03195-00	pressure safety valve 3/8M-hose pillar; brass	
d	C-HS-RT8x14.5	reinforced hose, 8 x 14.5mm; red silicone, per meter	order 24 cm
e	K00631-00	hose clamp; s.st.	
f	K01070-00	10mm line; safety valve hose -> discharge pipe; copper	
g	L-W0038	swivel nut 3/8”; brass	

Coffee boiler

Duette and Triplette overview



	Part number	Short description	remark
a	K01659-00	2mm copper tube; coffee boiler ↔ pressure gauge	

The coffee-boiler group-valve base plate has changed to incorporate a pressure take-off in the form of a 4mm copper tubing with half-ball and 1/8” fitting nut. The tube (a) above now links onto the pressure take-off with a 1/8M-1/8M fitting instead of onto the coffee boiler.

Coffee boiler fill: Duette



	Part number	Short description	remark
a	K01054-00	6mm copper tube; combi valve ↔ flow meter (Spirit Du&Tr-left)	
b		flow meter, complete (fittings, mounting plate)	see page 12
c		6mm copper tube; flow meter ↔ heat exchanger	see page 12
d	K01654-00	T-fitting 1/4M – 1/4M – 1/4M; nickel plated brass	
e	K01057-00	6mm copper tube; injection tube in heat exchanger (Spirit)	
f	K01969-01*	6mm copper tube; heat exchanger ↔ jet housing (Spirit)	08/2013 – 05/2017
g	K00837-01	O-ring Ø5.7x1.9mm; FKM, green or black	
h	K00779-00	perforated screen for jet housing; s.st.	
i	K00759-00	jet M6x6 orifice 0.5mm; s.st.	
	K00760-00	jet M6x6 orifice 0.6mm; s.st.	
	K00761-00	jet M6x6 orifice 0.7mm; s.st.	
	K00762-00	jet M6x6 orifice 0.8mm; s.st.	
j	K00773-00	jet housing 1/8M-1/4M; brass, with M6 inside thread	
k	K00786-00	ring 1/8”; copper	
l	K01970-00*	6mm copper tube; jet housing ↔ coffee boiler (Spirit)	* until 05/2017
m	K01053-00	6mm copper tube; combi valve ↔ flow meter (Spirit Du-right)	
n	K00775-00	jet in housing assembly; M6x6, orifice 0.6mm (blue marking)	K03262-00
nip	K03262-00	fitting-jet; 0.6mm; s.st.	
	K01058-00	6mm copper tube: heat exchanger - coffee boiler left & centre	
	K01059-00	6mm copper tube: heat exchanger - coffee boiler right	

*** NOTE!**
When the flat-jet was introduced in October 2016, the in-line jet M6x6 became obsolete. Some machines are produced with flat jet and subsequent empty in-line jet housing. In 2017 the tubing from heat exchanger to coffee boiler becomes a one-piece 6mm copper tube (K01059-00 right group and K01058-00 other groups) that replaces f+j+k+l above.

Coffee boiler fill: Triplette



	Part number	Short description	remark
a		flow meter, complete (fittings, mounting plate)	see page 12
b		6mm copper tube; flow meter ↔ heat exchanger	see page 12
c	K01654-00	T-fitting 1/4M – 1/4M – 1/4M; nickel plated brass	
d	K01057-00	6mm copper tube; injection tube in heat exchanger (Spirit)	
e	K01969-01*	6mm copper tube; heat exchanger ↔ jet housing (Spirit)	08/2013 – 05/2017
f	~~K00837-00~~	O-ring Ø5.7 x 1.9mm; FKM;	K00837-01
g	K00779-00	perforated screen for jet housing; s.st.	
h	K00759-00	jet M6x6 orifice 0.5mm; s.st.	
	K00760-00	jet M6x6 orifice 0.6mm; s.st.	
	K00761-00	jet M6x6 orifice 0.7mm; s.st.	
	K00762-00	jet M6x6 orifice 0.8mm; s.st.	
i	K00773-00*	jet housing 1/8M-1/4M; brass, with M6 inside thread	
j	K00786-00*	ring 1/8”; copper	
k	K01970-00*	6mm copper tube; jet housing ↔ coffee boiler (Spirit)	* until 05/2017
m	K00775-00	jet in housing assembly; M6x6, orifice 0.6mm (blue marking)	K03262-00
nip	K03262-00	fitting-jet; 0.6mm; s.st.	
nip	K01058-00	6mm copper tube: heat exchanger ↔ coffee boiler left & centre	
nip	K01059-00	6mm copper tube: heat exchanger ↔ coffee boiler right	
	K01058-00	6mm copper tube: heat exchanger - coffee boiler left & centre	
	K01059-00	6mm copper tube: heat exchanger - coffee boiler right	

*** NOTE!**
When the flat-jet was introduced in October 2016, the in-line jet M6x6 became obsolete. Some machines are produced with flat jet and subsequent empty in-line jet housing. In 2017 the tubing from heat exchanger to coffee boiler becomes a one-piece 6mm copper tube (K01058-00 and K01059-00) that replaces e+i+j+k above.

Components INSIDE machine body; Duette and Triplette



	Part number	Short description	remark
a	~~VSR-E1023-230~~	3-way flange valve, orifice 1.5mm; s.st., coil 230V (Parker)	K02996-00
b	C-SK-M4x06	Phillips screw din7985 M4x6; s.st.	see below *
	C-RT-M4	lock washer din6798A M4; s.st.	
c	C-BZ-M6x20	Allen bolt din912 M6x20; s.st.	
	C-RS-M6	washer din125A M6; s.st.	
nip	K02996-00	3-way flange valve, orifice 1.5mm; s.st., coil 230V (ODE)	
nip	C-BZ-M4x…	Allen bolt din912 M4x…; s.st.	
d		group valve mounting plate with tubing	replaced by f
e	K01710-00	in-group jet housing, complete	no longer used
f	K02026-00	group valve mounting plate with tubing (no O-ring)	see below *
	K01658-01	O-ring 25x2.5mm; Viton	
g	K01660-01	copper injection tubing 8mm with knee fitting 1/4M-1/4M; brass	
h	K01657-00	fitting 1/8M-1/8M; brass	
i	~~VMR-E1005-KR~~	temperature sensor cable; with fastons	see page 25
j	~~MR-E1005-KH~~	temperature sensor cable; 575mm, angular moulded plug	
k	~~SR-E1004-T~~	temperature sensor Pt-100 1/8M; 2-wire, 100mm (Tasseron)	
l	K00866-00	fitting 1/4M-3/8M; brass	
m	K01704-00	fitting 1/4M - M3F; brass	
n	K01668-00	overheat safety switch 107°C M4; automatic re-set	
o		coffee boiler heating element; 900W 230V, faston connectors	see page 40
p	K01656-02	O-ring 39x4.5mm; Viton	
q	K01676-00	triangular O-ring spacer for s.st. boiler, 3mm thick; s.st.	
r	C-RS-M8	washer din125A M8; s.st.	
s	C-RO-M8	lock washer din6797J M8; s.st.	
t	K01703-00	nut M8, 5mm thick; brass	

* The group-valve mounting plate with tubing has been changed (Oct. 2016) to incorporate a pressure take-off (K02112-02 screw-type bottom or K01709-03 adapter-type bottom).

Components OUTSIDE machine body; Duette and Triplette



	Part number	Short description	remark
a	K01687-03	coffee boiler; wide long neck, s.st.	*
b	~~XSR-G1010~~	group protective cap; black POM	K01701-00
nip	~~VSR-G1010-B~~	group protective cap; black Bakelite	
	K01701-01	group protective cap; black Nylon PA6	*
	K02201-00	group protective cap; ivory Nylon PA6	
c	C-SS-M8x16	set screw din916 M8x16; s.st.	
d	K01689-02	group cover, bulged top; s.st.	
e	K01692-00	O-ring 75x2.5mm; Viton, top of group, standard size	
f	C-MH-M6	nut din934 M6; s.st.	
g	C-RS-M6	washer din125A M6; s.st.	
h	K01697-02	group bayonet; chromed brass (without rods)	* K01471-02
i	K01696-02	group head rod; s.st. (with tool-grip)	*
j	K01695-00	O-ring 71.44x3.53mm; Viton, bottom of group, standard size	
k	K02106-02	group base; threads seal version, s.st.	
nip	K01690-03	group base; O-ring seal version, s.st.	
nip	K01702-00	O-ring 9.1x1.6mm; Viton	on K01690-01
l	~~K00837-00~~	O-ring Ø5.7 x 1.9mm; FKM;	POM material no longer available, see K01700-03
	~~VSR-G1009~~	dispersion base and plate; black POM	
	C-SC-M5x20	machine screw din963 M5x20; s.st.	
nip	K01700-03	dispersion set; beige PEEK (base, plate, O-ring, screws)	
m	K00824-00	group screen with KvdW logo; s.st.	
n	K00826-00	group ring (if bayonet wears out, use thicker group-ring) colour may vary. 8.0mm is standard-size.	8.0mm
	K00827-00		8.5mm
	K00828-00		9.0mm

* RAW version available, contact us.

Group valve mounting plate evolution



Evolution of group mounting plate: A and B fit only onto a screw-type group bottom (item E), C fits only on the adapter-type group bottom (item F). B and C have a 55mm take-off to connect the pressure gauge onto. On B and C the pressure gauge will show the actual pressure onto the coffee bed. The adapter on C is screwed down to the group bottom with machine screw (item g) when an Idro matic unit is placed into the group.

	Part number	Short description	remark
A	ZR-G6042	group valve mounting plate with tubing (no O-ring)	
B	K02112-02	group valve mounting plate with short PPIC tube (compression seal)	
C	K01709-03	group valve base with two tubes in group + 55mm line + adapter	
d	K01658-01	O-ring 25x2.5mm; Viton	
E	K02106-02	group base; threads seal version, s.st.	
	K01695-00	O-ring 71.44x3.53mm; Viton, bottom of group, standard size	
F	K01690-01	group base; O-ring seal version, s.st.	note threads on inside of group base
	K01695-00	O-ring 71.44x3.53mm; Viton, bottom of group	
	K01702-00	O-ring 9.1x1.6mm; Viton	
g	K01717-00	plug for adapter group line; s.st.	plug is used when no Idro-matic is placed
	K01702-00	O-ring 9.1x1.6mm; Viton	
h	K01716-03	lid for adapter group line; s.st.	
i	C-SZ-M5x16	slotted mushroom head screw din9330 M5x16mm; s.st.	
j	C-SC-M5x16	countersunk screw din963 M5x15; s.st.	with Idro-matic



Showing preparation for without (left) and with Idro-matic (right)

Flow restriction: flat-jets and in-line jets

Flow-rate in the machine is tuned down with the aid of small orifices. In the Spirit, these can either be an in-line jet, or a so-called flat-jet. The in-line jet is a set-screw with a small opening (= orifice) drilled in the centre, a flat-jet is a metal plate mounted underneath a (solenoid) flange valve with one small and one larger opening.

Coffee system

In earlier Spirits, there is an in-line jet in the line between heat exchanger and coffee-boiler. In later Spirits, the in-line jet is removed and a flat-jet (0.6, 0.8 mm) is mounted underneath the group-valves. These flat-jets have a distance of 7 mm between the openings to line-up with the group-valve mounting plate. The amount of notches on the "side" of the plate indicate orifice size.

Fill and mix-water

In earlier Spirits, there are in-line jets in the manifold at the cold-water and fill-valve. In later Spirits, these in-line jet are removed and flat-jets are mounted underneath the cold-water and fill-valve. These flat-jets have a distance of 10 mm between the openings to line-up with the manifold. The amount of notches on the "front" of the plate indicate orifice size.



	Part number	Short description	remark
a	K01711-00	flat-jet CD07mm, 0.6mm; s.st.	2 notches
b	K01713-00	flat-jet CD07mm, 0.8mm; s.st.	4 notches
c	K01714-00	flat-jet CD07mm, 1.0mm; s.st.	6 notches
d	K01413-00	O-ring Ø2.57 x 1.78mm; FKM75 (for flat-jet CD07)	
e	K01663-00	flat-jet CD10mm; 0.8mm; s.st.	4 notches
f	K01664-00	flat-jet CD10mm; 1.0mm; s.st.	6 notches
g	K00791-01	O-ring Ø6.07x1.78mm; FKM75 (for flat-jet CD10)	
h	K00777-00	jet in housing assembly; M6x6, orifice 1.0mm (green marking)	
i	K00776-00	jet in housing assembly; M6x6, orifice 0.8mm (red marking)	K03263-00
nip	K03263-00	fitting-jet; 0.8mm; s.st. (is replacement for K00776-00)	
j	K00775-00	jet in housing assembly; M6x6, orifice 0.6mm (blue marking)	K03262-00
nip	K03262-00	fitting-jet; 0.6mm; s.st. (is replacement for K00775-00)	
k	K00764-00	jet M6x6 orifice 1.0mm; s.st.	
nip	K00762-00	jet M6x6 orifice 0.8mm; s.st.	
m	K00760-00	jet M6x6 orifice 0.6mm; s.st.	
n	K00773-00	jet housing 1/8M-1/4M; brass, with M6 inside thread	
o	K00779-00	perforated screen for jet housing; s.st.	
p	K00837-01	O-ring Ø5.7 x 1.9mm; FKM, black or green	

Machine control; Duette and Triplette



	Part number	Short description	remark
a		steam handle (shown is version 3)	see pages 26-28
b		group handle (shown is version 3)	see pages 29-31
c		hot water handle (shown is version 2)	see page 32
d	K01089-02	flat cable 8x2 910mm with HW-socket (left group Spirit Du)	set for Duette: K01130-00
e	K00673-00	flat cable 8x2 550mm (right group, Spirit & Mirage, Du & Tr)	
f	K01092-02	hot water cable Spirit (plugs into K01089-02 & K01090-02)	
nip	K01090-02	flat cable 8x2 1200mm with HW-socket (left group Spirit Tr)	set for Triplette: 01131-00
nip	K01091-02	flat cable 8x2 945mm (centre group Spirit Tr)	
e	K00673-00	flat cable 8x2 550mm (right group, Spirit & Mirage, Du & Tr)	
f	K01092-02	hot water cable Spirit (plugs into K01089-02 & K01090-02)	
g	~~XVR-E017-Rv2~~	main controller Gicar, version 2; programmed for Spirit	K01083-03
	K01083-03	main controller Gicar, version 3; programmed for Spirit	
	K01300-03	controller mounting plate Spirit; aluminium	
	K01124-05	combi-PCB for shot timers and steam boiler pump control	diode protection
nip	K01101-00	flow meter cable 1400mm; (Spirit Tr-left)	with flow-meter plug, seal and screw
h	K00658-00	flow meter cable 1150mm; (Spirit Tr-centre, Du-left)	
i	K00657-00	flow meter cable 850mm; (Spirit Du&Tr-right)	
j	K00646-00	7-pole plug; green (inside Gicar controller)	
nip	K00645-00	12-pole plug; green (inside Gicar controller)	
k	K01675-00	toggle switch, single pole, ON-OFF; with mounting material	for lightbox logo

	K00661-00	fuse holder for fuse 6.3x32mm; Bakelite	
	K00660-00	glass fuse; 6.3x32mm, 16A 500V Superfast	
	K00648-00	glass fuse; 5x20mm, 3.15A (for Gicar controller)	2-pump machine
	K00649-00	glass fuse; 5x20mm, 4A (for Gicar controller)	pump-per-group machine

Pt100 temperature sensors



	Part number	Short description	remark
A	K03007-00	sensor cable 2-wire, Pt100, 575mm, Molex > ferrule	
b	K03006-00	temperature sensor, Pt100, 27mm; s.st. with Molex	
C	K03005-00	temperature sensor, Pt100, 100mm; s.st. with Molex	
D	~~MR-E1005-KH~~	temperature sensor cable; 575mm, angular moulded plug	
E	~~S-E1005-KS~~	temperature sensor cable 450mm with fastons	not used in Spirit
	C-HK-G	heat resistant cap, 9.5x25.4mm	
f	~~MSR-E1005-LV~~	temperature sensor Pt100 1/8M; 2-wire, 27mm (Tasseron)	
g	~~SR-E1004-T~~	temperature sensor Pt-100 1/8M; 2-wire, 100mm (Tasseron)	
h	K02286-00	O-ring; Ø9,25 x 1,78 mm; Viton green	

Note: When replacing previous version sensor with 2020 version, also replace the sensor-cable.

Evolution of handle versions in Spirit



Left: steam handles version 1-2-3. Version 1 (bottom) is the mechanical steam valve. The mounting bracket of version 3 (top) is a bit different than that of version 2 (centre).

Centre: hot water handles version 1-2. Only the shape of the mounting bracket has changed from trapezoidal (bottom) to hexagonal (top).

Right: Bastone group handles versions 1-2-3. The earliest version (bottom) functions as a single switch without extra's. Program and volume switch were added (centre) to offer better functionality and subsequently an indicator light (top).

Steam handle, mechanical version (# 000-137). Various items are no longer available, see * below.



	Part number	Short description	remark
a	~~XVR-S6009-C~~	mechanical steam handle assembly Spirit	see below *
b	~~XVR-S6020-A~~	mechanical steam valve Spirit; brass	
c		brass flat nut	included with b
d	~~XVR-S6003~~	steam handle bracket Spirit; model 1, polished s.st.	
e	C-MB-M5	lock nut din985 M5; s.st.	
f	~~XVR-S6004~~	rocker profile; s.st. (for steam handle bracket XVR-S6003)	
g	C-BZ-M5x35	Allen bolt din912 M5x35; s.st.	
h	C-VA-M4	circlip din6799 M4; s.st.	
i	no longer available	bushing for rocker profile; Teflon	K01468-00
j	K01468-00	bushing 10x18mm, ID5mm; bronze (for rocker profile)	
k	K01440-00	axle Ø 6mm; s.st. (for bushing K01468-00)	
l	K00684-00	spring; s.st. (appr. 1x9x31mm)	
m	K01635-00	adjusting screw M5 for spring; s.st., length 20mm	
n	C-SV-M3x16	Phillips machine screw din965 M3x16; s.st.	
o	K01442-00	handle spacer Spirit with protrusion; s.st.	
p	K01441-00	handle spacer Spirit without protrusion; s.st.	
q	C-BI-M5x12	Allen screw iso7380 M5x12; s.st.	
r	K01439-00	axle for handle spacer 01442-00 with M5 threads; bronze	
s	~~XVR-S6002~~	steam valve handle Spirit; polished s.st.	
t	C-SS-M6x50	set screw din916 M6x50; s.st.	
u	ZK02102-00	knob-spacer; polished s.st.	
v	ZK02103-00	handle knob M6; black plastic, ball shaped	

* The mechanical steam valve(s) can be replaced by an upgrade to electrical valve.
K01490-00 Spirit electrical steam valve upgrade kit (single side)

Steam handle, electrical version



	Part number	Short description	remark
a	K01469-00	electric steam handle assembly Spirit	* K01470-00
b	K01678-00	wheeled plunger switch; with flat nuts	
c		flat nut, part of 01678-00	
nip	K01679-00	cap for wheeled plunger switch (K01678-00)	
d	K01465-00	steam handle bracket Spirit; model 3, polished s.st.	retrofit model 2
e	C-MB-M5	lock nut din985 M5; s.st.	
f	K01466-00	rocker profile; s.st. (for steam handle bracket)	
g	C-BZ-M5x35	Allen bolt din912 M5x35; s.st.	
h	C-VA-M4	circlip din6799 M4; s.st.	
i	no longer available	bushing for rocker profile; Teflon	K01468-00
j	K01468-00	bushing 10x18mm, ID5mm; bronze (for rocker profile)	
k	K01440-00	axle Ø 6mm; s.st. (for bushing K01468-00)	
l	K00684-00	spring; s.st. (appr. 1x9x31mm)	
m	K01635-00	adjusting screw M5 for spring; s.st., length 20mm	
n	C-SV-M3x16	Phillips machine screw din965 M3x16; s.st.	
o	K01442-00	handle spacer Spirit with protrusion; s.st.	
p	K01441-00	handle spacer Spirit without protrusion; s.st.	
q	C-BI-M5x12	Allen screw iso7380 M5x12; s.st.	
r	K01439-00	axle for handle spacer K01442-00 with M5 threads; bronze	
s	K01464-00	steam valve handle; polished s.st.	
t	C-SS-M6x35	set screw din916 M6x35; s.st.	
v	K01685-00	handle knob M6; red plastic, rugby-ball shaped	
nip	K01686-00	handle knob M6; black plastic, rugby-ball shaped	
	K02388-01	handle knob, ribbed, M6F; red Nylon PA6	custom shape
	K02389-01	handle knob, ribbed, M6F; black Nylon PA6	
	K02390-01	handle knob, ribbed, M6F; Ivory Nylon PA6	

* RAW version of part

Bastone group handle, version 1
(no switches)



	Part number	Short description	remark
a	~~R-G6020~~	Bastone group handle assembly Spirit; version 1	without t, u, v
b	K01678-00	wheeled plunger switch; with flat nuts	
d	~~ZR-G6022~~	group handle bracket Spirit; model 1, polished s.st.	made on order
l	K00684-00	spring; s.st. (appr. 1x9x31mm)	
m	K01366-00	adjusting screw M5 for spring; s.st., length 12mm	
n	C-SV-M3x16	Phillips machine screw din965 M3x16; s.st.	
o	K01442-00	handle spacer Spirit with protrusion; s.st.	
p	K01441-00	handle spacer Spirit without protrusion; s.st.	
q	C-BI-M5x12	Allen screw iso7380 M5x12; s.st.	
r	K01439-00	axle for handle spacer 01442-00 with M5 threads; bronze	
s	K01409-00	group handle Spirit Bastone; polished s.st.	made on order
t	C-SS-M6x50	set screw din916 M6x50; s.st.	
u	K02102-00	knob-spacer; polished s.st.	
v	K02103-00	handle knob M6; black plastic, ball shaped	
nip	K01685-00	handle knob M6; red plastic, rugby-ball shaped	
	K02388-01	handle knob, ribbed, M6F; red Nylon PA6	custom shape
	K02389-01	handle knob, ribbed, M6F; black Nylon PA6	
	K02390-01	handle knob, ribbed, M6F; Ivory Nylon PA6	

Bastone group handle, version 2
(with program and volume switch)



	Part number	Short description	remark
a	~~VR-G6023-C~~	Bastone group handle assembly Spirit; version 2	
b	K01678-00	wheeled plunger switch; with flat nuts	
c		switch ↔ flat cable adapter w. 2 nuts; version 2	see page 31
d		group handle bracket Spirit; model 2, polished s.st.	
f	~~XVMR-E020-C~~	push button switch w. fixtures; chrome button	replaced by next
nip	K00650-00	push button switch (NO); black knob, with mounting material	
g	K00675-00	toggle switch; single pole, ON-ON, with mounting material	
l	K00684-00	spring; s.st. (appr. 1x9x31mm)	
m	K01366-00	adjusting screw M5 for spring; s.st., length 12mm	
n	C-SV-M3x16	Phillips machine screw din965 M3x16; s.st.	
o	K01442-00	handle spacer Spirit with protrusion; s.st.	
p	K01441-00	handle spacer Spirit without protrusion; s.st.	
q	C-BI-M5x12	Allen screw iso7380 M5x12; s.st.	
r	K01439-00	axle for handle spacer K01442-00 with M5 threads; bronze	
s	K01409-00	group handle; polished s.st.	made on order
t	C-SS-M6x35	set screw din916 M6x35; s.st.	
v	K01686-00	handle knob M6; black plastic, rugby-ball shaped	
nip	K01685-00	handle knob M6; red plastic, rugby-ball shaped	
	K02388-01	handle knob, ribbed, M6F; red Nylon PA6	custom shape
	K02389-01	handle knob, ribbed, M6F; black Nylon PA6	
	K02390-01	handle knob, ribbed, M6F; Ivory Nylon PA6	

Bastone group handle, version 3
(with program and volume switches and indicator LED)



	Part number	Short description	remark
a	K01411-03	Bastone group handle assembly Spirit; version 3	* K01483-03
b	K01678-00	wheeled plunger switch; with flat nuts	
c	K00676-05	universal cassette PCB for group switch	
d	K01410-00	group handle bracket Spirit; model 3, polished s.st.	made on order
e	K00677-00	indicator light; 8mm, 5Vdc, green LED	
f	K00650-00	push button switch (NO); black knob, with mounting material	
g	K00675-00	toggle switch; single pole, ON-ON, with mounting material	
l	K00684-00	spring; s.st. (appr. 1x9x31mm)	
m	K01366-00	adjusting screw M5 for spring; s.st., length 12mm	
n	C-SV-M3x16	Phillips machine screw din965 M3x16; s.st.	
o	K01442-00	handle spacer Spirit with protrusion; s.st.	
p	K01441-00	handle spacer Spirit without protrusion; s.st.	
q	C-BI-M5x12	Allen screw iso7380 M5x12; s.st.	
r	K01439-00	axle for handle spacer 01442-00 with M5 threads; bronze	
s	K01409-00	group handle; polished s.st.	made on order
t	C-SS-M6x35	set screw din916 M6x35; s.st.	
v	K01686-00	handle knob M6; black plastic, rugby-ball shaped	
nip	K01685-00	handle knob M6; red plastic, rugby-ball shaped	
	K02388-01	handle knob, ribbed, M6F; red Nylon PA6	custom shape
	K02389-01	handle knob, ribbed, M6F; black Nylon PA6	
	K02390-01	handle knob, ribbed, M6F; Ivory Nylon PA6	

* RAW version of part

Hot water handle, versions 1 and 2



	Part number	Short description	remark
a	K01445-00	hot water handle assembly Spirit; version 2	* K01446-00
b	K01678-00	wheeled plunger switch; with flat nuts	
c	K00822-00	spring; s.st. (appr. 2x12x17mm)	
d+s	K01443-05	hot water handle & bracket Spirit; version 2, polished s.st.	= set d+ s
e		hot water handle bracket Spirit; version 1, polished s.st.	replaced by d
n	C-SV-M3x16	Phillips machine screw din965 M3x16; s.st.	
o	K01442-00	handle spacer Spirit with protrusion; s.st.	
p	K01441-00	handle spacer Spirit without protrusion; s.st.	
q	C-BI-M5x12	Allen screw iso7380 M5x12; s.st.	
r	K01439-00	axle for handle spacer K01442-00 with M5 threads; bronze	
s	~~K01444-04~~	hot water handle; polished s.st.	
t	C-SS-M6x35	set screw din916 M6x35; s.st.	
v	K01685-00	handle knob M6; red plastic, rugby-ball shaped	
nip	K02388-01	handle knob, ribbed, M6F; red Nylon PA6	custom shape

* RAW version of part

	hot water handle version 1 is comparable to version 2 but		
	ZK01952-00	plunger switch (without wheel)	instead of K01678-00

Electrical components 1; Duette and Triplette



	Part number	Short description	remark
a		JUMO Di32 steam boiler temperature controller w. fixtures	never used in Spirit
b	~~ZK02100-00~~	JUMO iTron coffee boiler temperature controller w. fixtures	up to # 213
nip	ZK02100-01	JUMO diraTRON 132, temperature controller (PID) coffee boiler, specify °C or °F	different appearance
c	K01667-00	SSR NC, 90-280Vac control power; without silpad (Comus)	up to # appr. 150
d	K00794-00	SSR cover; clear plastic	
nip	K00793-00	sil-pad for SSR (heat transfer sticker)	
e	~~MR-E008-NO~~	SSR NO; 90-280Vac control power, without silpad (Comus)	up to # appr. 150
nip	K02458-00	SSR NO, 90-280Vac control power, with cover (Carlo Gavazzi)	
	K02456-00	sil-pad for SSR K02455 and K02458	
f	no longer available	Störk steam boiler controller; red display	see p
g	K00678-00	touchpad cover; printed s.st. (for touchpad K00674-00)	
h	~~K00674-00~~	touchpad with button-LED's; 5-buttons (Bellini)	K00674-01
	K00674-01	5-button touchpad with mechanical keys (Bellini 2.0)	
i	K01303-03	touchpad mounting bracket Spirit; s.st.	
j	~~SR-E1004-T~~	temperature sensor Pt-100 1/8M; 2-wire, 100mm (Tasseron)	see page 25
k	~~MSR-E1005-LV~~	temperature sensor Pt-100 1/8M; 2-wire, 27mm (Tasseron)	
l	K00672-00	indicator light; 12mm, 230Vac, green LED	
m	K00665-00	mains switch 4x4pole, 3-position; no knob	
	K01129-00	plastic knob; black, for mains switch	
n	K00662-00	mains power connector block; 4x4 leads 1.5-25mm^2	
o		touchpad; 5-buttons, complete	g + h + i
p	~~K00809-00~~	temperature controller 220-240Vac; Störk ST25 ECO	K00809-01 specify coffee or steam boiler and °C or °F
	~~K00808-00~~	temperature controller 190-210Vac; Störk ST25 ECO	
	K00809-01	temperature controller 100-240Vac; Störk ST25 ECO	
q	K01668-00	overheat safety switch 107°C M4; automatic re-set	
		overheat safety switch 105°C M4; manual re-set	
r	~~MSR-E1010-NO~~	SSR NO; 3-32Vdc control power (Comus)	K02455-00
nip	K02455-00	SSR NO; 3-32Vdc control power (Carlo Gavazzi)	faston connections
	K02456-00	sil-pad for SSR K02455-00 (Carlo Gavazzi)	
s	K01677-00	toggle switch, double pole, ON-OFF; with mounting material	for controller
t	K01675-00	toggle switch, single pole, ON-OFF; with mounting material	for back-light box

Electrical components 2; Duette and Triplette



	Part number	Short description	remark
a	~~E017-Rv2~~	main controller Gicar, version 2; programmed for Spirit	
nip	K01083-03	main controller Gicar, version 3; programmed for Spirit	*
b	K01124-05	combi-PCB for shot timers and steam boiler pump relay	diode protection
c	~~R-E6084-D~~	wire harness from combi-PCB to shot timers (Spirit Du & W-b)	~~K01127-04~~
	K01127-05	wire harness from combi-PCB to shot timers (Spirit Du & W-b)	
d	~~VR-E6084-T~~	wire harness from combi-PCB to shot timers (Spirit Tr)	
	K01128-05	wire harness from combi-PCB to shot timers (Spirit Tr)	
e	K01681-00	shot timer display with 4-pole Molex plug	
f	K01121-00	terminal plug 2-pole; green	
g	K01122-00	terminal plug 6-pole; green	
h	~~VMR-E1005-KR~~	temperature sensor cable; with fastons, no longer available	see page 25
	C-HK-G	heat resistant cap; 9.5 x 25.4mm	
i	~~MR-E1005-KH~~	temperature sensor cable; 575mm, angular moulded plug	

* version 3 has the option of setting longer auto-flush intervals, to collaborate with the optional Idro-matic.

Steam (semi-) exploded view; Duette and Triplette



	Part number	Short description	remark
a	K01066-00	8mm copper tube; steam boiler ↔ steam power valve left	
b	K01067-00	8mm copper tube; steam boiler ↔ steam power valve right	
c	K00782-00	ball valve 1/4F-1/4F; nickel plated brass, butterfly handle	valve w. 2 fittings: K01415-00; used here without handle
	K00866-00	fitting 1/4M-3/8M; brass	
d	K01472-03	steam power adjustment lever Spirit, left; s.st.	
e	K01475-03	steam power adjustment lever Spirit, right; s.st.	
f		flat nut, M6 (is part of K00782-00)	
g	C-SG-M3x04-K	screw din85 M3x4; natural nylon	
h	K01071-00	8mm copper tube, steam power adjustment ↔ steam valve	fits left and right
i		steam solenoid valve assembly	see page 36
j	K00848-00	nut 3/8, 5mm thick; brass, wrench 20mm	
k	K01451-01	front panel fitting; polished s.st.	* K01452-00
l	K00849-00	spring; s.st. (against trumpet plunger, appr. 1.5x8x30mm)	
m	K00851-00	trumpet plunger; brass, complete with two O-rings	
n	K00852-00	O-ring (appr. 10.5x2.7mm); red silicone	
o	K00855-00	ring 3/8”; Teflon (21x16.8x2mm)	
p	K00853-00	ball-joint nut 22mm; chromed bronze	* K00854-00
q	K01447-00	steam wand Spirit, left; polished s.st.	* K01448-00
r	K01449-00	steam wand Spirit, right; polished s.st.	* K01450-00
s	K00862-00	rubber anti-burn sleeve; 34mm	
nip	K02360-00	anti-burn sleeve on steam wand; 110mm	extra long
t	K00681-00	steam wand tip 4x1.6mm; s.st.	* K00682-00

* RAW version of part

Steam solenoid valve



Several versions of the solenoid steam valve have been mounted in the Spirit.
The original version was a 2-way in-line valve with orifice 6mm manufactured by Parker (A).
The most recent version is a 3-way in-line valve with orifice 5.5mm manufactured by ODE (C).

The 3-way valves can be connected to the drain to prevent vacuum build-up in the steam wand that can cause milk to be sucked into the steam wand. If the machine does not have a connection to the drain, the 3rd connection of the 3-way valve must be capped (with cap g).

(A) Original 2-way valve (orifice 6mm, manufactured by Parker, no longer available)

A	~~VMSR-E027-C~~	steam solenoid valve assembly; 2-way, 6mm	230V, 50-60Hz
a	~~VMSR-E028-K~~	2-way in-line valve, orifice 6mm; brass; Parker	without coil
ac	K00798-00	coil for solenoid valve VMSR-E028-K; 220-230V, 50-60Hz	
	K00799-00	coil for solenoid valve VMSR-E028-K; 200V, 50-60Hz	
	Other items as with (B)		

(B) Intermediate 3-way valve (orifice 4.5mm, manufactured by ODE).
This is the assembly shown on the previous page.

B	~~XVR-E6027-C~~	steam solenoid valve assembly; 3-way, 4.5mm, no cap	230V 50/60Hz
b	~~K01093-00~~	3-way in-line valve, orifice 4.5mm; brass, with coil 230V; ODE	
d	K00866-00	fitting 1/4M-3/8M; brass	
e	K00785-00	ring 1/4"; copper	
f	K00630-00	8mm copper tube, long swivel-nut; steam valve - steam tap	
g	K00683-00	cap 1/8; nickel plated brass	

(C) Present 3-way valve (orifice 5.5mm, manufactured by ODE)

C	K01094-01	steam solenoid valve assembly; 3-way, 5.5mm, no cap	230V, 50-60Hz
	K00797-01	steam solenoid valve assembly; 3-way, 5.5mm, with cap	230V, 50-60Hz
c	K02453-00	3-way in-line valve, orifice 5.5mm; brass, with coil 230V; ODE	
	K02997-00	3-way in-line valve, orifice 5.5mm; brass, with coil 200V; ODE	
	Other items as with (B)		

Zappo steam wand (cool touch)



	Part number	Short description	remark
a	K03548-00	Assembly: Zappo double-walled steam wand, Spirit left	with steam tip “c”
b	K03549-00	Assembly: Zappo double-walled steam wand, Spirit right	with steam tip “c”
c		steam tip 4x1.6mm, Zappo steam wand; PEEK, black, ver.1	will be replaced
nip	K03602-00	steam tip 4x1.6mm; Zappo steam wand; PEEK, black, ver.2	
d	K03596-00	O-ring 7.65x1.78mm; FKM 75; green	
e	K03354-00	rubber sleeve for Spirit Zappo steam wand; 100mm	
nip	K03406-01	Zappo double-walled steam wand, Spirit left; s.st.	no steam tip
f	K03407-01	Zappo double-walled steam wand, Spirit right; s.st.	no steam tip
g	K03440-00	ball joint Zappo steam wand; s.st.	
h	K03517-00	steam tip 4x1.2mm; Zappo steam wand; PEEK, black	
i	K00849-00	spring; s.st. (against trumpet plunger, appr. 1.5x8x30mm)	
j	K00851-00	trumpet plunger; brass, complete with two O-rings	
k	K00852-00	O-ring (appr. Ø10.5 x 2.7mm); red silicone	
m	K00855-00	ring 3/8”; Teflon (21x16.8x2mm)	
n	K00853-00	ball-joint nut 22mm; chromed bronze	
	K03477-00	Upgrade kit: Zappo steam wand, Spirit left	a + h + i + j + k + m
	K03478-00	Upgrade kit: Zappo steam wand, Spirit right	b + h + i + j + k + m

Hot water, (semi-) exploded view; Duette and Triplette



	Part number	Short description	remark
a	~~VR-B6003-C~~	assembly: mix-block Spirit, with bracket (Parker valve)	see page 41
	K01027-01	assembly: mix-block Spirit, with bracket (ODE valve)	
b	K01051-00	8mm copper tube; mix-block ↔ front panel fitting (Spirit)	
j	K00848-00	nut 3/8, 5mm thick; brass, wrench 20mm	
k	K01451-01	front panel fitting; polished s.st.	* K01452-00
l	K00849-00	spring; s.st. (against trumpet plunger, appr. 1.5x8x30mm)	
m	K00851-00	trumpet plunger; brass, complete with two O-rings	
n	K00852-00	O-ring (appr. 10.5x2.7mm); red silicone	
o	K00855-00	ring 3/8”; Teflon (21x16.8x2mm)	
p	K00853-00	ball-joint nut 22mm; chromed bronze	* K00854-00
q	K01453-02	hot water wand Spirit; polished s.st.	* K01454-00
s	K00862-00	rubber anti-burn sleeve; 34mm	
t	K00856-00	hot water wand tip; s.st. (mushroom shape)	
u	K00858-00	O-ring (appr. 16.5x2.7mm); EPDM (hot water screen assy)	
v	K00857-00	screen assembly on hot water wand tip; chrome plated brass	* K00859-00

* RAW version of part

Pressure gauges; Duette and Triplette



	Part number	Short description	remark
a	~~B1031-P~~	pressure gauge 15 bar (for coffee boiler)	replaced by d
b	~~B1031-S~~	pressure gauge 3 bar (for steam boiler)	replaced by c
c	K01534-00	pressure gauge 3 bar; KvdW marking	until # 086
d	K00790-00	pressure gauge 15 bar; KvdW marking	
e	K00703-00	mounting bracket for pressure gauges	not in Spirit
f	K00820-00	flat nut 1/8"; brass	
g	K01078-00	O-ring, 37x1.5mm; NBR	
h	K01250-00	gauge housing Spirit; polished s.st.	* K01252-00
i	C-RS-M8	washer din125A M8; s.st.	
j	K01251-00	pressure gauge 15 bar assembly Spirit (= d+g+h+i+f)	* K01253-00

* RAW version of part

Heating elements with fixtures



	Part number	Short description	remark
a	K00659-00	3-phase overheat protection switch; manual reset, 155°C	
b	K00668-00	temperature probe clamping strip; s.st., 138x4x0.3mm	use instead of heat conducting paste
c	K00671-00	heating element 3x2000W; 230Vac, Backer	
d	K00669-00	heating element 3x1600W; 230Vac, Backer	
	K00670-00	heating element 3x1600W; 200Vac, Backer	
e	K00788-01	O-ring 42x4,5mm; FKM, 75ShA (gasket for heating element)	
f	K00814-00	triangular O-ring spacer for copper boiler, 2mm thick; s.st.	
g	C-RS-M8	washer din125A M8; s.st.	
h	C-RO-M8	lock washer din6797J M8; s.st.	
j	C-BZ-M8x25	Allen bolt din912 M8x25; s.st.	
k	K00626-00	Allen bolt with internal M4 threads, M8x20; s.st.	
m	K00644-00	element cap; brown plastic	
n	C-SK-M4x35	Philips screw din7985 M4x35; s.st.	
o	K01668-00	overheat safety switch 107°C M4; automatic re-set	
p	K01669-03	heating element 1x900W; 230Vac, faston (Backer)	
q	K01656-02	O-ring 39x4.5mm; FKM (gasket for heating element)	
r	K01676-00	triangular O-ring spacer for s.st. boiler, 3mm thick; s.st.	
s	K01703-00	nut M8, 5mm thick; brass	

In the past we have used TRIAS heating elements with a custom flange that did not require a triangular spacer. If you are to replace such heating element, you must order a new O-ring and a triangular O-ring spacer as well. Note that the O-ring and spacer come in 2 versions.

Mix-block (with stainless steel flange valve); Duette and Triplette



	Part number	Short description	remark
	~~VR-B6003-C~~ *	assembly: mix-block Spirit, with bracket (Parker valve)	=K01027-00
	K01027-01	assembly: mix-block Spirit, with bracket (ODE valve)	
a	K01026-00	mix-block Spirit bare; brass	
b	K01244-00	bracket for mix-block Spirit; s.st.	
c	C-SK-M4x12	Philips screw din7985 M4x12; s.st.	
d	~~C-SK-M4x06~~ *	Philips screw din7985 M4x6; s.st.	Parker valve
	C-BZ-M4x12	Allen bolt M4 x 12mm, ss DIN912	ODE valve
e	~~C-RT-M4~~	lock washer din6798A M4; s.st.	obsolete on valve
f	C-BZ-M6x10	Allen bolt din912 M6x10; s.st.	
g	K00823-00	ring M6; copper	
h	~~VMSR-E026-230~~	2-way flange valve, orifice 2.5mm; brass, coil 230V 50/60Hz	Parker
	~~MSR-E6026-23S~~ *	2-way flange valve, orifice 2.5mm; s.st., coil 230V 50/60Hz	Parker
	K02452-00	2-way flange valve, orifice 2.5mm; s.st.; coil 230V 50/60Hz	ODE
i	K00866-00	fitting 1/4M-3/8M; brass	
j	K00865-00	fitting 1/4M-1/4M; brass	
k	K00785-00	ring 1/4"; copper	

* Per 2019 the s.st. Parker flange valve is replaced with an ODE flange valve. As the flange of this valve is 7mm thick M4x12 screws are needed for mounting the ODE valve.

Manifolds

Duette (two-pump machine, shown is XVR-B6004-DC with Parker stainless steel flange valves)

	Part number	Short description	remark
old → new	~~XVR-B6004-DC~~	manifold assembly Spirit Du; 2-pump machine, jets M6x6	Parker brass valves
	~~VR-B6004-DCv2~~	manifold assembly Spirit Du; 2-pump machine, flat-jets CD10	Parker s.st. valves
	K01028-03		ODE s.st. valves
a	~~XVR-B6004~~	manifold Spirit bare; brass, for jets M6x6	
	K01030-02	manifold Spirit bare; brass, for flat-jets	
b	~~VMSR-E026-230~~	2-way flange valve, orifice 2.5mm; brass, coil 230V 50/60Hz	Parker
	~~MSR-E6026-23S~~	2-way flange valve, orifice 2.5mm; s.st., coil 230V 50/60Hz	Parker
	K02452-00	2-way flange valve, orifice 2.5mm; s.st.; coil 230V 50/60Hz	ODE
c	C-SK-M4x06	Philips screw din7985 M4x6; s.st.	for Parker s.st.
	C-BZ-M4x12	Allen bolt M4 x 12mm, ss DIN912	for ODE valves
e	~~MSR-B034-10~~	jet M6x6 orifice 1.0mm; s.st.	for B6004-
nip	K01664-00	flat-jet CD10mm; 1.0mm; s.st.	for K01028-03
f	~~MSR-B034-08~~	jet M6x6 orifice 0.8mm; s.st.	for B6004-
nip	K01663-00	flat-jet CD10; 0.8mm; s.st.	for K01028-03
g	K00866-00	fitting 1/4M-3/8M; brass	
h	K00865-00	fitting 1/4M-1/4M; brass	
i	K00628-00	one-way valve 3/8M-3/8M; brass	
j	K00785-00	ring 1/4"; copper	
k	K00784-00	ring 3/8"; copper	
l	K00781-00	plug 1/4"; nickel plated brass	
m	K01035-00	8mm copper tube; manifold ↔ combi-valve (long)	
n	K01034-00	8mm copper tube; manifold ↔ combi-valve (short)	

NOTE! Manifolds for jets M6x6 (B6004) do not accommodate for flat-jets.

Triplette (two-pump machine, shown is XVR-B6004-TC with Parker stainless steel flange valves)



	Part number	Short description	remark
old → new	~~XVR-B6004-TC~~	manifold assembly Spirit Tr; 2-pump machine, jets M6x6	Parker brass valves
	~~VR-B6004-TCv2~~	manifold assembly Spirit Tr; 2-pump machine, flat-jets CD10	Parker s.st. valves
	K01029-03		ODE s.st. valves
a	~~XVR-B6004~~	manifold Spirit bare; brass, for jets M6x6	
	K01030-02	manifold Spirit bare; brass, for flat-jets	
b	~~VMSR-E026-230~~	2-way flange valve, orifice 2.5mm; brass, coil 230V 50/60Hz	Parker
	~~MSR-E6026-23S~~	2-way flange valve, orifice 2.5mm; s.st., coil 230V 50/60Hz	Parker
	K02452-00	2-way flange valve, orifice 2.5mm; s.st.; coil 230V 50/60Hz	ODE
c	C-SK-M4x06	Philips screw din7985 M4x6; s.st.	for Parker s.st.
	C-BZ-M4x12	Allen bolt M4 x 12mm, ss DIN912	for ODE valves
e	~~MSR-B034-10~~	jet M6x6 orifice 1.0mm; s.st.	for B6004-
nip	K01664-00	flat-jet CD10mm; 1.0mm; s.st.	for K01028-03
f	~~MSR-B034-08~~	jet M6x6 orifice 0.8mm; s.st.	for B6004-
nip	K01663-00	flat-jet CD10; 0.8mm; s.st.	for K01028-03
g	K00866-00	fitting 1/4M-3/8M; brass	
h	K00865-00	fitting 1/4M-1/4M; brass	
i	K00628-00	one-way valve 3/8M-3/8M; brass	
j	K00785-00	ring 1/4"; copper	
k	K00784-00	ring 3/8"; copper	
m	K00781-00	plug 1/4"; nickel plated brass	
n	K01035-00	8mm copper tube; manifold ↔ combi-valve (long)	

NOTE! Manifolds for jets M6x6 (B6004) do not accommodate for flat-jets.

Duette pump per group (shown is XVR-B6114-DC with Parker stainless steel flange valves)



	Part number	Short description	remark
old ↓ new	~~XVR-B6114-DC~~	manifold assembly Spirit Du; pump/group, jets M6x6	Parker brass valves
	~~VR-B6114-DCv2~~	manifold assembly Spirit Du; pump/group, flat-jets CD10	Parker s.st. valves
	K01081-03		ODE valves
a	~~XVR-B6104~~	manifold Spirit pump/group, bare; brass, for jets M6x6	
	K01080-02	manifold Spirit pump/group, bare; brass, for flat-jets	
b	~~MSR-E6026-23S~~	2-way flange valve, orifice 2.5mm; s.st., coil 230V 50/60Hz	Parker
	K02452-00	2-way flange valve, orifice 2.5mm; s.st.; coil 230V 50/60Hz	ODE
c	C-SK-M4x06	Philips screw din7985 M4x6; s.st.	for Parker s.st.
	C-BZ-M4x12	Allen bolt M4 x 12mm, ss DIN912	for ODE valves
e	K00764-00	jet M6x6 orifice 1.0mm; s.st.	for B6104
nip	K01664-00	flat-jet CD10mm; 1.0mm; s.st.	for K01080-02
f	K00762-00	jet M6x6 orifice 0.8mm; s.st.	for B6104
nip	K01663-00	flat-jet CD10; 0.8mm; s.st.	for K01080-02
g	K00866-00	fitting 1/4M-3/8M; brass	
h	K00865-00	fitting 1/4M-1/4M; brass	
i	K00628-00	one-way valve 3/8M-3/8M; brass	
j	K00785-00	ring 1/4"; copper	
k	K00784-00	ring 3/8”; copper	
l	K00781-00	plug 1/4"; nickel plated brass	
m	K01035-00	8mm copper tube; manifold ↔ combi-valve (long)	
n	K01034-00	8mm copper tube; manifold ↔ combi-valve (short)	

NOTE! Manifolds for jets M6x6 (B6104) do not accommodate for flat-jets.

Triplette pump per group (shown is XVR-B6114-TC with Parker stainless steel flange valves)



	Part number	Short description	remark
old → new	~~XVR-B6114-TC~~	manifold assembly Spirit Tr; pump/group, jets M6x6	Parker brass valves
	~~VR-B6114-TCv2~~	manifold assembly Spirit Tr; pump/group, flat-jets CD10	Parker s.st. valves
	K01082-03		ODE valves
a	~~XVR-B6104~~	manifold Spirit pump/group, bare; brass, for jets M6x6	
	K01080-02	manifold Spirit pump/group, bare; brass, for flat-jets	
b	~~MSR-E6026-23S~~	2-way flange valve, orifice 2.5mm; s.st., coil 230V 50/60Hz	Parker
	K02452-00	2-way flange valve, orifice 2.5mm; s.st.; coil 230V 50/60Hz	ODE
c	C-SK-M4x06	Philips screw din7985 M4x6; s.st.	for Parker s.st.
	C-BZ-M4x12	Allen bolt M4 x 12mm, ss DIN912	for ODE valves
e	K00764-00	jet M6x6 orifice 1.0mm; s.st.	for B6104
nip	K01664-00	flat-jet CD10mm; 1.0mm; s.st.	for K01080-02
f	K00762-00	jet M6x6 orifice 0.8mm; s.st.	for B6104
nip	K01663-00	flat-jet CD10; 0.8mm; s.st.	for K01080-02
g	K00866-00	fitting 1/4M-3/8M; brass	
h	K00865-00	fitting 1/4M-1/4M; brass	
i	K00628-00	one-way valve 3/8M-3/8M; brass	
j	K00785-00	ring 1/4"; copper	
k	K00784-00	ring 3/8"; copper	
l	K00781-00	plug 1/4"; nickel plated brass	
m	K01035-00	8mm copper tube; manifold ↔ combi-valve (long)	

NOTE! Manifolds for jets M6x6 (B6104) do not accommodate for flat-jets.

Bodywork

Upper cup tray and glass-look trim

Shown is a Duette cup tray, Triplette is similar but wider

	Part number	Short description	remark
A		upper cup tray, Spirit Du with shot timers; s.st.	contact us to discuss possible finish
nip		upper cup tray, Spirit Tr with shot timers; s.st.	
		upper cup tray, Spirit W-b with shot timers LEFT; s.st.	
		upper cup tray, Spirit W-b with shot timers RIGHT; s.st.	
A+B		upper cup tray with glass-look, Spirit Du; assembled	
nip		upper cup tray with glass-look, Spirit Tr; assembled	
		upper cup tray with glass-look, Spirit W-b; assembled	
a	K01326-00	glass-look side panel, Spirit (fits all)	standard on Du&Tr
nip	K01327-00	glass-look side panel, Spirit, low version* (fits all)	standard on WB
b	K01321-00	glass-look back panel, Spirit Duette	
nip	K01322-00	glass-look back panel, Spirit Duette, low version*	
nip	K01324-00	glass-look back panel, Spirit Triplette	
	K01325-00	glass-look back panel, Spirit Triplette, low version*	
nip	does not exist	~~glass-look back panel, Spirit WideBody (fits L& R)~~	
	K01323-00	glass-look back panel, Spirit WideBody (fits L& R), low version*	

* low version has smaller gap between cup-tray and bottom of glass-look. This is standard on Wide-body machines. There is no “high version” glass-look back-panel for the Wide-body Spirit.

Glass-look mounting material



Shown is a Duette cup tray in crackle black, Triplette is similar but wider

	Part number	Short description	remark	
a	C-BI-M6x12	Allen screw Iso7380 M6x12; s.st.	fix bracket to upper cup tray	
b	C-RS-M6	washer din125A M6; s.st.		
c	C-MD-M6	cap nut din917 M6; s.st.		fix bracket to glass-look
d	C-BI-M6x20	Allen screw Iso7380 M6x20; s.st.		
e	C-RC-M6	fender washer din9021 M6; s.st.		
f	C-RZ-6x18x2	washer 6.4mm ID 18mm OD; black PVC		
g	K01231-00	glass-look bracket back-side; polished s.st.	# K01232-00	
h	K01233-00	glass-look bracket corner; polished s.st.	# K01234-00	
i	K01235-00	glass-look bracket left/right; polished s.st.	# K01236-00	
j	K01326-00	glass-look side panel Spirit (fits all)	standard Du&Tr	
nip	K01327-00	glass-look side panel Spirit, low version* (fits all)	standard WB	
k	K01321-00	glass-look back panel, Spirit Duette	standard Duette	
nip	K01322-00	glass-look back panel, Spirit Duette, low version*		
	K01324-00	glass-look back panel, Spirit Triplette	standard Triplette	
	K01325-00	glass-look back panel, Spirit Triplette, low version*		
	K01323-00	glass-look back panel, Spirit WideBody (fits L& R), low version*	standard WB	

RAW version

* low version has smaller gap between cup-tray and bottom of glass-look. This is standard on Wide-body machines. There is no “high version” glass-look back-panel for the Wide-body Spirit.

Lower cup tray and shot timer housing



Shown is a Duette cup tray with protective foil, Triplette is similar but wider

	Part number	Short description	remark
a*	K01227-00	lower cup tray Spirit Du (& WB) for shot timers; s.st.	
nip	K01229-00	lower cup tray Spirit Tr for shot timers; s.st.	
b	K01127-05	wire harness from combi-PCB to shot timers (Spirit Du & WB)	
nip	K01128-05	wire harness from combi-PCB to shot timers (Spirit Tr)	
c	C-BI-M6x06	Allen screw Iso7380 M6x6; s.st.	
d	K01363-00	shot timer housing Spirit, base; s.st.	assembly: K01365-00 K01682 is shown with protective foil
e	K01682-00	tinted window for timer display	
f	K01681-00	shot timer display with 4-pole Molex plug	
g	C-BI-M3x08	Allen screw Iso7380 M3x8; s.st.	
h	K01364-00	shot timer housing Spirit cover; s.st.	
i	C-BI-M4x06	Allen screw Iso7380 M4x6; s.st.	

* Wide-body machines have different parts, contact support@keesvanderwesten.com

Rear light box

	Part number	Short description	remark
	K01339-00	frosted panel for light box Spirit	Duette
	K01341-00		Triplette
	K01340-00		Wide-body
	K01333-00	panel with Spirit logo for light box (design may vary over time)	Duette
	K01338-00		Triplette
	K01335-00		Wide-body
	K01332-00	panel with custom logo for light box (supply your own design)	Duette
	K01337-00		Triplette
	K01334-00		Wide-body
	K01367-00	full metal panel for lightbox Spirit Du (instead of lighted logo)	crackle-black
	K01368-00	full metal panel for lightbox Spirit Tr (instead of lighted logo)	crackle-black
	K01115-00	transformer; 100-240Vac → 12Vdc 1.67A	
	C-BI-M5x06	Allen screw Iso7380 M5x6; s.st.	
	C-BI-M5x16	Allen screw Iso7380 M5x16; s.st.	
		for non-listed light box items please contact us	

Drip tray, grill, milk-can support and mounting materials

	Part number	Short description	remark
a	K01267-00	drip tray Spirit Duette; s.st.	without grill
	K01268-00	drip tray Spirit Triplette	
	K01275-01 *	drip tray and grill Spirit WideBody, left half; s.st.	includes grill
	K01276-01 *	drip tray and grill Spirit WideBody, right half; s.st.	
b *	K01269-00	drip tray grill Spirit Duette; s.st.	grill only
	K01270-00	drip tray grill Spirit Triplette; s.st.	
c	K01271-00	drip tray bracket Spirit, left; s.st.	fits Duette and Triplette
d	K01272-00	drip tray bracket Spirit, right; s.st.	
e	K01359-02	cappuccino milk-can support Spirit, left; s.st.	without mounting material
	K01360-02	cappuccino milk-can support Spirit, right; s.st.	
f	K01344-00	handgrip din6336 M6 Female; black plastic	
g	C-MZ-M6	lock nut din986 M6; s.st., dome cap	
h	C-RC-M6	fender washer din9021 M6; s.st.	#
i	C-RN-6x18x2	fender washer 6x18x2mm; natural nylon	
j	K01273-00	bracket adaptor for Spirit drip tray/milk-can support; s.st.	
k	C-BK-M6x12	flanged Allen screw Iso7380-2 M6x12; s.st.	#
l	C-RS-M6	washer din125A M6; s.st.	
m	C-MH-M6	nut din934 M6; s.st.	#
	K01362-00	milk-can support Spirit mounting set; fits left and right	set = f+g+2i+j+2l

* WideBody machine tray and grille cannot be ordered separately
# Is already on machine. Not needed (again) to mount milk-can support.

Exterior panels
When in search of replacement body panels, please contact us with full machine details.

Machine feet

	Part number	Short description	remark
	K01254-00	vibration damper, one-sided threads M10x23	used as feet
	K01255-00	vibration damper, dual-sided threads M10x23 and M10x28	
	K01256-00	acorn nut for Spirit feet, s.st.	polished
	K01257-00		raw
	K01258-00	vibration damper, one-sided treaded hole M10x10mm	

Pump, portafilter, Idro-matic

For parts that can be found on all our machines:

1. Pump, pump motors, water and discharge hoses:
   www.keesvanderwesten.com/downloads/pumpsandhoses.pdf

2. Portafilters and filter baskets:
   www.keesvanderwesten.com/downloads/portafilters.pdf

3. Idro-matic unit:
   www.keesvanderwesten.com/assets/idro-matic-parts-list.pdf

click the link above or copy-paste the address into your browser.

Conversion table showing new numbering with respect to former numbering.
Not all parts have old numbering. Some parts have been replaced.

K-nr.	old nr.	replaced by
K00297-00	W0014	
K00299-00	W0038	
K00626-00	B004	
K00628-00	B029-C	
K00629-00	B032	
K00630-00	B058	
K00633-00	B081-T	
K00643-02	E015-Jv2	
K00644-00	E016	
K00645-00	E017-12	
K00646-00	E017-7	
K00650-00	E020-ZW	
K00655-02	E031-11v2	
K00657-00	E032-D	
K00658-00	E032-T	
K00659-00	E033-3	
K00662-00	E050	
K00665-00	E105	
K00668-00	E130-S	
K00669-00	E4014	
K00670-00	E4014-J	
K00671-00	E4015	
K00672-00	E6012-G	
K00673-00	E6022-R	
K00674-00	E6061	
K00675-00	E6062	
K00676-05	E6063	
K00677-00	E6064	
K00678-00	F6009-5	
K00681-00	S016	
K00683-00	S039	
K00703-00	F1020-S	
K00719-00	A009-F	
K00758-00	B033	
K00759-00	B034-05	
K00760-00	B034-06	
K00761-00	B034-07	
K00762-00	B034-08	
K00764-00	B034-10	
K00773-00	B035-B	
K00775-00	B035-C06	
K00776-00	B035-C08	
K00777-00	B035-C10	
K00779-00	B036-B	
K00781-00	B068	
K00782-00	B076	
K00784-00	B078	
K00785-00	B079	
K00786-00	B082	
~~K00788-00~~	~~B1011~~	K00788-01
K00790-00	B1031-PK	
~~K00791-00~~	~~B6003-O~~	K00791-01
K00793-00	E008-P	

K-nr.	old nr.	replaced by
K00794-00	E009	
K00797-01	E027-Cv1	
K00798-00	E027-S2	
K00799-00	E027-SJ	
~~K00808-00~~	~~E1003-SJ~~	K00809-01
~~K00809-00~~	~~E1003-ST~~	K00809-01
K00809-01	E1003-SU	
K00814-00	E1071	
K00820-00	F065	
K00822-00	F126	
K00823-00	G005	
K00824-00	G013	
K00826-00	G014-80A	
K00827-00	G014-85A	
K00828-00	G014-90A	
~~K00837-00~~	~~G1007-A~~	K00837-01
K00848-00	S009	
K00849-00	S011-SP	
K00851-00	S012-ST	
K00852-00	S013	
K00853-00	S014-B	
K00855-00	S014-R	
K00856-00	S018	
K00857-00	S020	
K00858-00	S020-R	
K00862-00	S031	
K00865-00	S036	
K00866-00	S037	
K01026-00	B6003	
~~K01027-00~~	~~B6003-C~~	K01027-01
K01028-03	B6004-DCv3	
K01029-03	B6004-TCv3	
K01030-02	B6004-V2	
K01031-01	B6022-v1	
K01032-02	B6022-v2	
K01033-00	B6023	
K01034-00	B6024	
K01035-00	B6024-L	
K01038-01	B6025-D	
K01038-02	B6025-Dv2	
K01040-02	B6025-Tv2	
K01042-00	B6026-PL	
K01043-00	B6026-PM	
K01044-00	B6026-PR	
K01045-01	B6026-v1	
K01046-00	B6027	
K01047-00	B6028	
K01048-00	B6029-D	
K01050-00	B6030	
K01051-00	B6031	
K01052-02	B6035-V2	
K01053-00	B6036-DR	
K01054-00	B6036-L	

K-nr.	old nr.	replaced by
K01055-00	B6036-TM	
K01056-00	B6036-TR	
K01057-00	B6037	
K01058-00	B6042-LM	
K01059-00	B6042-R	
K01061-00	B6050	
K01062-00	B6051	
K01063-00	B6052	
K01064-00	B6053	
K01065-00	B6054	
K01066-00	B6056-L	
K01067-00	B6056-R	
K01069-00	B6060	
K01070-00	B6062	
K01071-00	B6063	
K01072-00	B6064-L	
K01075-00	B6070	
K01077-00	B6079	
K01078-00	B6081	
K01079-00	B6101-IC	
K01080-02	B6104-V2	
K01081-03	B6114-DCv3	
K01082-03	B6114-TCv3	
K01083-03	E017-Rv3	
~~K01085-02~~	~~E031-07v2~~	K03140-00
K01089-02	E6023-DL-v2	
K01090-02	E6023-TL-v2	
K01091-02	E6023-TM-v2	
~~K01092-00~~	~~E6024~~	K01092-02
K01092-02	E6024-v2	
K01093-00	E6027	
K01094-01	E6027-Cv1	
K01101-00	E6032-T	
K01115-00	E6054	
K01121-00	E6064-2	
K01122-00	E6064-6	
K01124-05	E6081-v5	
~~K01127-04~~	~~E6084-D~~	K01127-05
~~K01128-04~~	~~E6084-T~~	K01128-05
K01129-00	E6105-P	
~~K01132-00~~	~~E6131-C~~	
~~K01134-03~~	~~E6131-Cv3~~	K01133-03
K01227-00	F6011-DS	
K01229-00	F6011-TS	
K01231-00	F6012-A	
K01233-00	F6012-H	
K01235-00	F6012-Z	
K01244-00	F6016	
K01245-03	F6017	
K01246-05	F6018-C	
K01247-05	F6018-L	
K01248-05	F6018-R	
K01249-05	F6018-S	
K01250-00	F6020	
K01251-00	F6020-C	

K-nr.	old nr.	replaced by
K01254-00	F6022	
K01255-00	F6022-B	
K01256-00	F6023	
K01257-00	F6023-R	
K01267-00	F6030-D	
K01268-00	F6030-T	
K01269-00	F6031-D	
K01270-00	F6031-T	
K01271-00	F6032-L	
K01272-00	F6032-R	
K01273-00	F6033	
K01275-01	F6035-QL	
K01276-01	F6035-QR	
K01300-03	F6050-v3	
~~K01302-01~~	~~F6051~~	K01302-04
K01302-04	F6051-v3	
K01303-03	F6053-v2	
K01321-00	F6080-DA	
K01322-00	F6080-DLA	
K01323-00	F6080-QA	
K01324-00	F6080-TA	
K01325-00	F6080-TLA	
K01326-00	F6080-Z	
K01327-00	F6080-ZL	
K01332-00	F6082-DK	
K01333-00	F6082-DS	
K01334-00	F6082-QK	
K01335-00	F6082-QS	
K01337-00	F6082-TK	
K01338-00	F6082-TS	
K01339-00	F6083-DW	
K01340-00	F6083-QW	
K01341-00	F6083-TW	
K01344-00	F6090	
K01359-02	F6110-L	
K01360-02	F6110-R	
K01362-00	F6112-U	
K01363-00	F6120-A	
K01364-00	F6120-B	
K01366-00	F6123	
K01367-00	F6125-DZ	
K01368-00	F6125-TZ	
K01409-00	G6021	
K01410-00	G6022-C	
K01411-03	G6023-CL	
K01413-00	G6043-O	
K01439-00	S6005	
K01440-00	S6007	
K01441-00	S6008-K	
K01442-00	S6008-L	
K01443-05	S6010	
K01444-04	S6011	
K01445-00	S6013-C	
K01447-00	S6015-L	
K01449-00	S6015-R	

K-nr.	old nr.	replaced by
~~K01451-00~~	~~S6016~~	K01451-01
K01451-01	- -	
K01453-02	S6017-v2	
K01464-00	S6102	
K01465-00	S6103	
K01466-00	S6104	
K01468-00	S6106	
K01469-00	S6109-C	
K01471-02	G1006-vR2	
K01472-03	S6110-L	
K01475-03	S6110-R	
K01534-00	B1031-SK	
K01598-03	E1021-16-v3	
K01635-00	F1123	
K01654-00	B1008	
K01656-02	B1010-v2	
K01657-00	B1039	
K01658-01	B1041-v1	
K01659-00	B1045	
K01660-01	B1046-v1	
K01663-00	B6003-08	
K01664-00	B6003-10	
K01667-00	E1010-NC	
K01668-00	E1018-V	
K01669-03	E1020-v3	
K01675-00	E1041	
K01676-00	E1041	
K01677-00	E6040	
K01678-00	E6060	
K01679-00	E6060-K	
K01681-00	E6080	
K01682-00	E6080-N	
K01685-00	F1081-HR	
K01686-00	F1081-HZ	
K01687-03	G1001-Bv3	
K01689-02	G1002-v2	
K01690-01	G1003-v3	
K01692-00	G1004-C	
K01695-00	G1004-P	
K01696-02	G1005-v2	

K-nr.	old nr.	replaced by
K01697-02	G1006-v2	
K01700-03	G1009-Cv3	
~~K01701-00~~	~~G1010-B~~	~~K01701-01~~
~~K01701-01~~	- -	K01701-02
K01702-00	G1013	
K01703-00	G1017	
K01704-00	G1018	
K01709-03	G6042-v3	
K01710-00	G1030-C	
K01711-00	G6050-06	
K01713-00	G6050-08	
K01714-00	G6050-10	
K01716-03	G6302-K	
K01717-00	G6302-P	
K01952-00	E039-B	
K01969-01	B6039-v1	
K01970-00	B6040	
K02026-00	G6042	
~~K02100-00~~	~~E1003-iT~~	K02100-01
K02102-00	F1080-G	
K02103-00	F1080-HZ	
K02106-02	G1003-v2	
K02112-02	G6042-v2	
~~K02201-00~~	~~G1010-BW~~	K02201-01
K02286-00	- -	
K02360-00	- -	
~~K02388-00~~	- -	K02388-01
~~K02389-00~~	- -	K02389-01
~~K02390-00~~	- -	K02390-01
K02452-00	- -	
K02453-00	- -	
K02455-00	- -	
K02456-00	- -	
K02458-00	- -	
K02996-00	- -	
K02997-00	- -	
K03005-00	- -	
K03006-00	- -	
K03007-00	- -	